


ROSETTA STONE® LEARN LANGUAGES APP



A Quick Guide to Using the Rosetta Stone Learn Languages App

Download the app on your mobile device. For step-by-step instructions, please refer to the support page: <https://support.rosettastone.com/en/k-12/Language-Lessons-Version-3-Rosetta-Course-Version-3/Mobile-Apps/articles/Downloading-and-Installing-Rosetta-Stone-Learn-Languages>

SYSTEM REQUIREMENTS

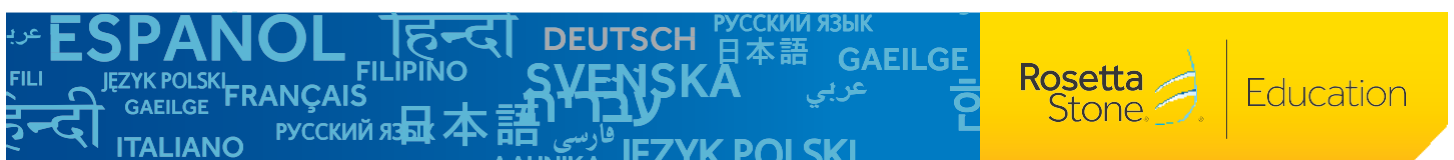

Currently, the Learn Languages App is available on devices that meet these requirements:

	Apple	Barnes & Noble	Amazon	Android
Device	iPad 2 and above iPad Mini iPhone 4 and above iPod touch 5 and above	NOOK HD NOOK HD+ NOOK tablet	Kindle Fire	-
Operating System	iOS 9 or later	Android 4.4.2 or higher	Android 4.4.2 or higher	Android 4.4.2 or later
Size	172 MB	28 MB	61.7 MB	32 MB
Internet Connection	✓	✓	✓	✓

DOWNLOADING THE APP FROM APPLE OR ANDROID

Downloading from your mobile device

1. Open the App Store on your device.
2. Search for "Rosetta Stone"
3. Tap on the Learn Languages: Rosetta Stone icon.
4. Tap the "Install" or "Get" button to download the application.

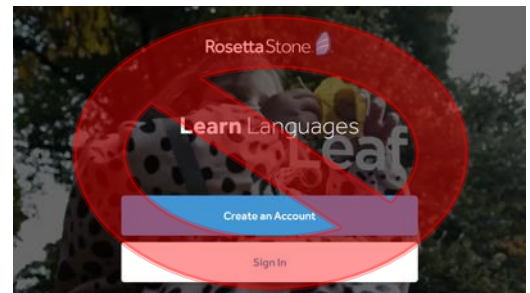


ROSETTA STONE® LEARN LANGUAGES APP



SIGNING IN (Both Apple and Android)

1. After installing and updating the Learn Languages app, you will not sign in directly through the application.
2. From your preferred browser, navigate to your school's learning portal where you normally sign in.
3. Bookmark this URL for ease of use in the future.
4. Sign in as normal and navigate to the launch link for accessing the Rosetta Stone portal.
5. Once you have signed in, click "Launch Rosetta Stone" and the Learn Languages application will open.



ABOUT THE MOBILE APP

How to use the Mobile App

Available activities

You will have access to all the activities available in Language Training, with the exception of the Writing activities.

Will my progress sync?

Yes! The time that you spend in the Learn Languages mobile application will be counted in your program usage report. The progress that you make in this app will sync with your online account, and vice versa.

For questions regarding:

Your account details, please contact our engagement team at engagement@rosettastone.com.

For technical assistance, please contact our product support team at instsupport@rosettastone.com or visit our 24/7 online support portal [here](#).

