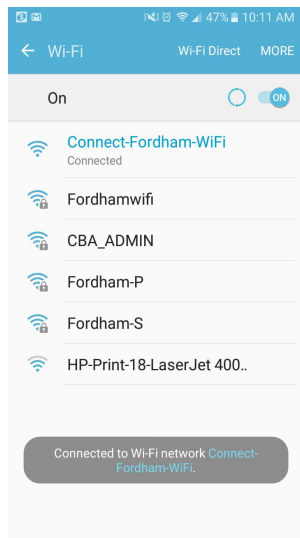


*How to Connect to the WiFi for Students, Faculty, Staff,
and Guests: On Android and Apple Devices*

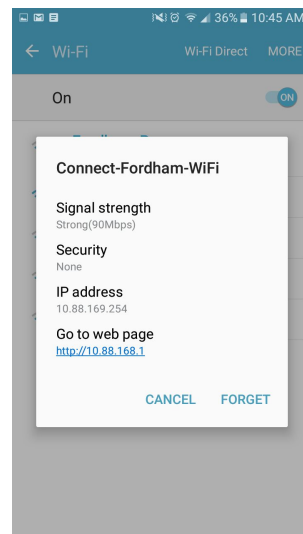
*Fordham University
Gabelli School of Business*



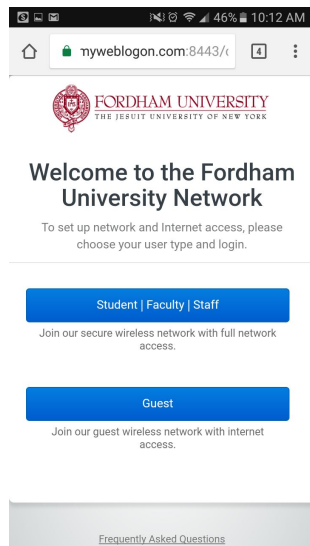
How To Connect to WiFi for Students, Faculty, and Staff: For Androids



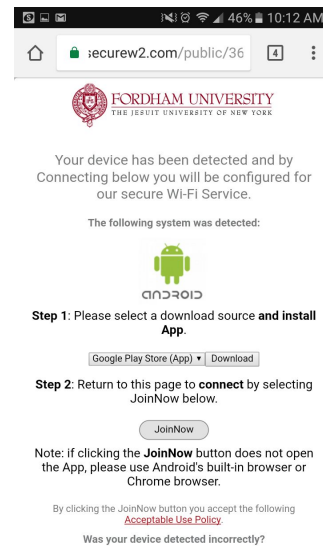
Step 1: Select “Connect-Fordham-WiFi” as seen in the picture above.



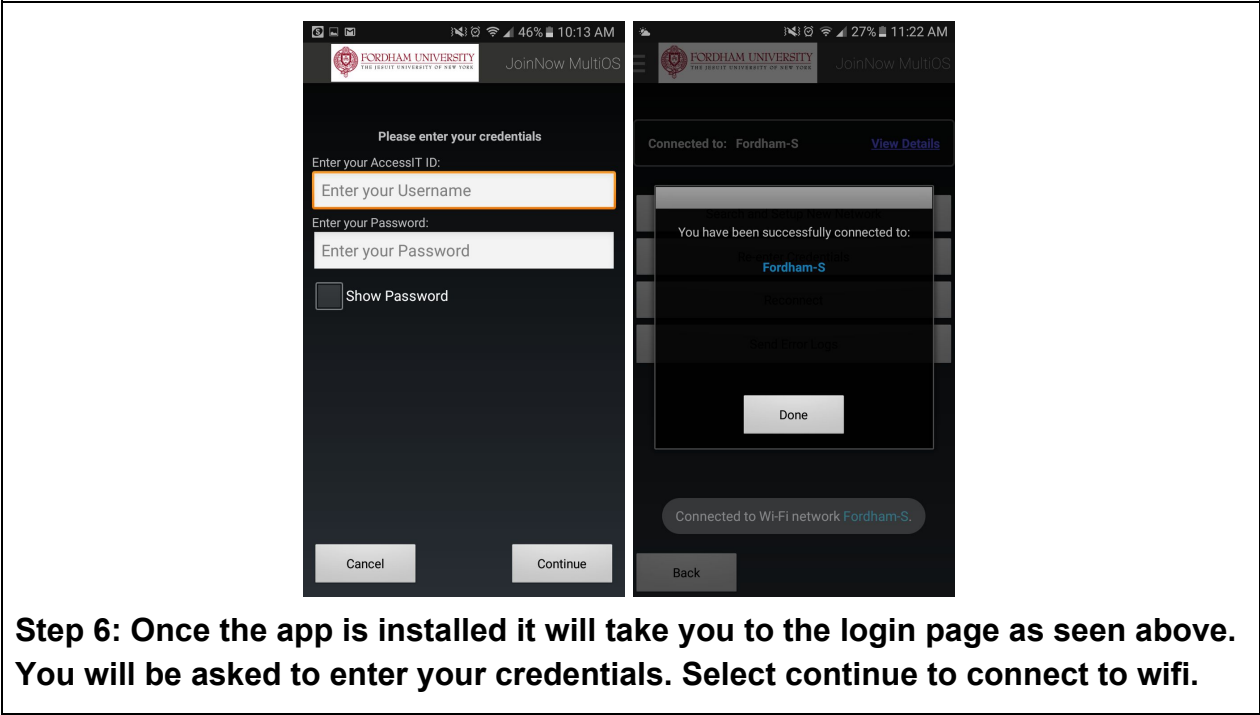
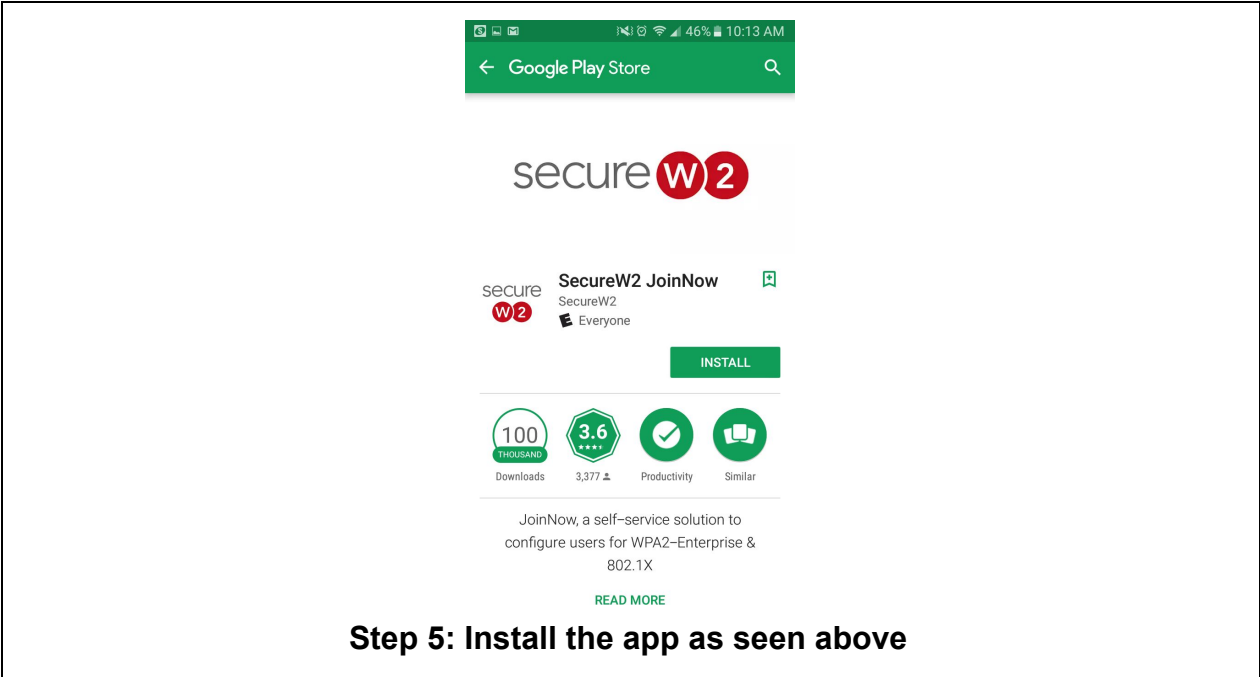
Step 2: Click “Connect-Fordham-WiFi” once again to prompt the picture above. Under the title “Go to web page”, select the link provided.



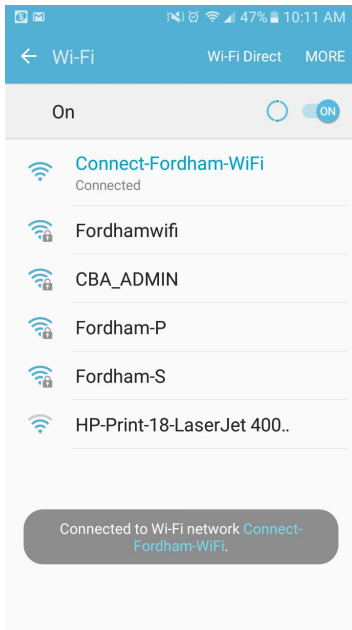
Step 3: Once the link is loaded it will display two options, “Student/Faculty/staff” and “Guest”. Select “Student/Faculty/staff”.



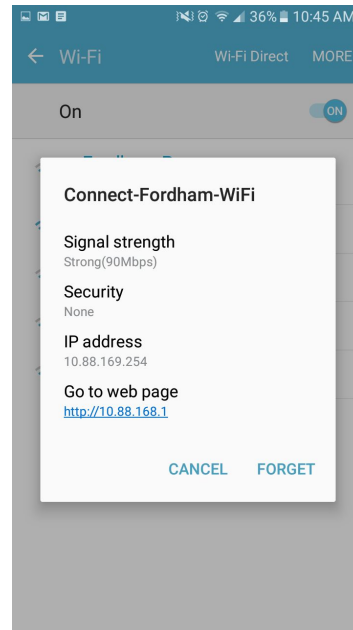
Step 4: Once selected, It will bring you to another page which will give instructions on how to install the Securew2 app and how to connect.



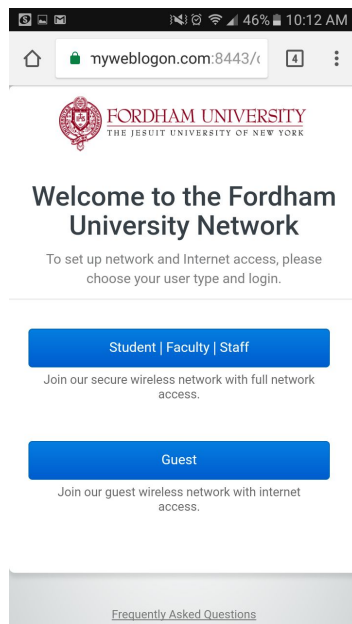
How To Connect to WiFi for Guests: For Androids



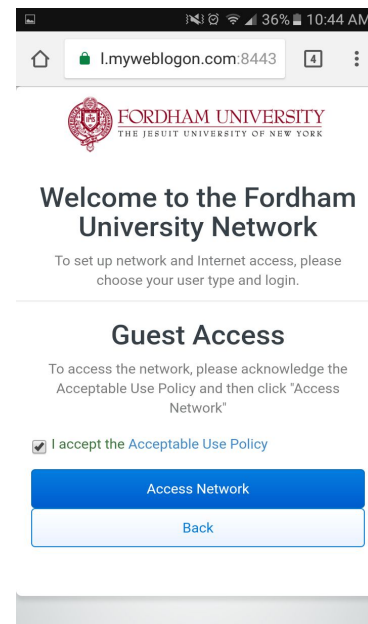
Step 1: Select “Connect-Fordham-WiFi” as seen on the picture above.



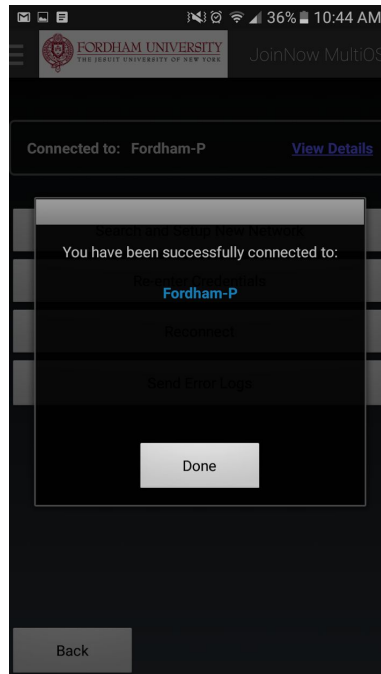
Step 2: Click “Connect-Fordham-WiFi” once again to prompt the picture above. Under the title “Go to web page”, select the link provided.



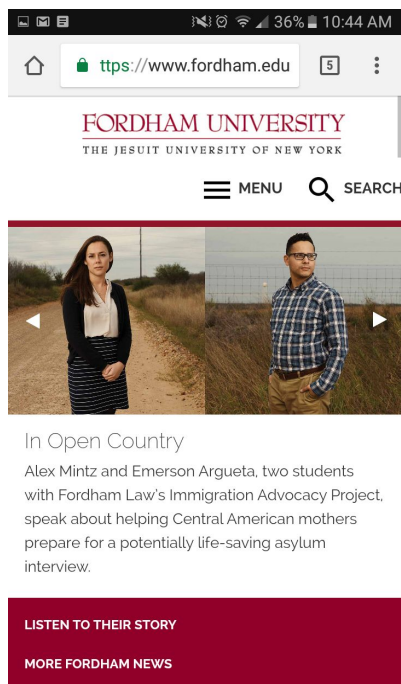
Step 3: Once the link is loaded it will display two options, “Student/Faculty/staff” and “Guest”. Select “Guest”



Step 4: It will then redirect you to another page in which you will select “Access Network”.

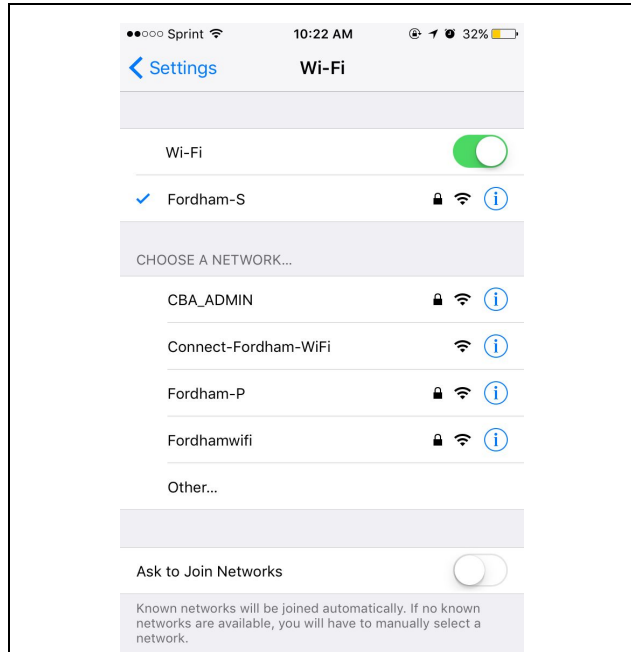


Step 5: The page that it will prompt you to will say that you have connected to Fordham successfully.

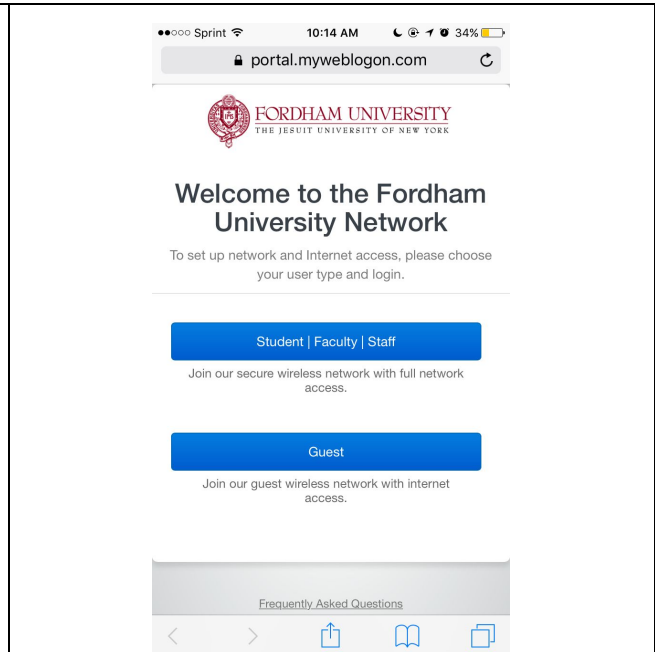


Step 6: It will then redirect you to Fordham University's main page as seen above.

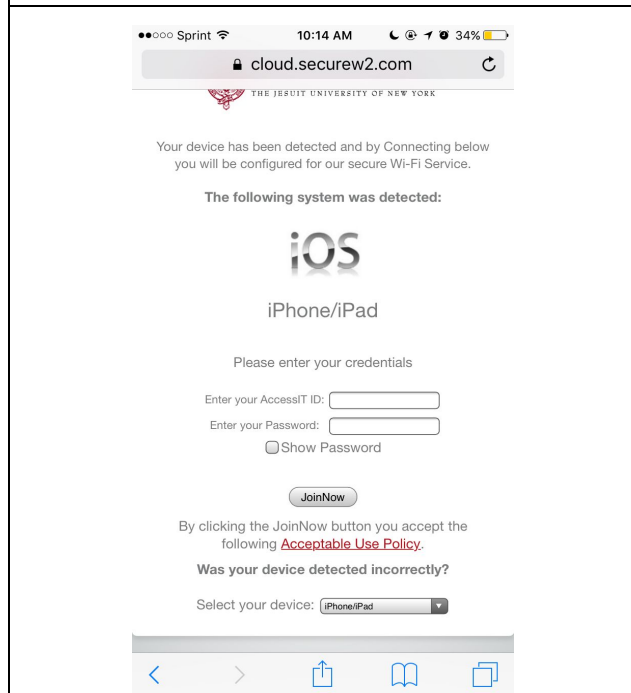
How to Connect to WiFi for Students, Faculty, and Staff: For Apple Devices



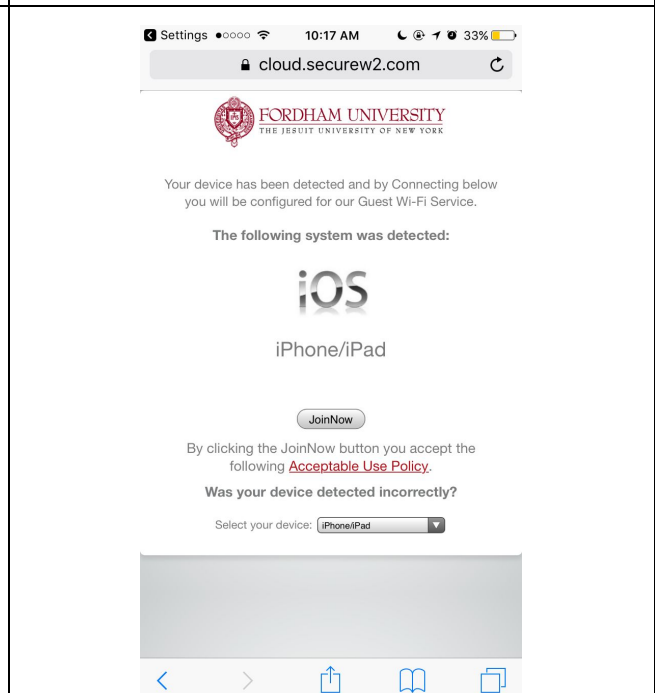
**Step 1: Select
“Connect-Fordham-WiFi”**



**Step 2: Open Web Browser.
Click on the option
“Student/Faculty/Staff” and continue on
to the next step.**



**Step 3: Log on to the network using
your AccessIT ID credentials.**

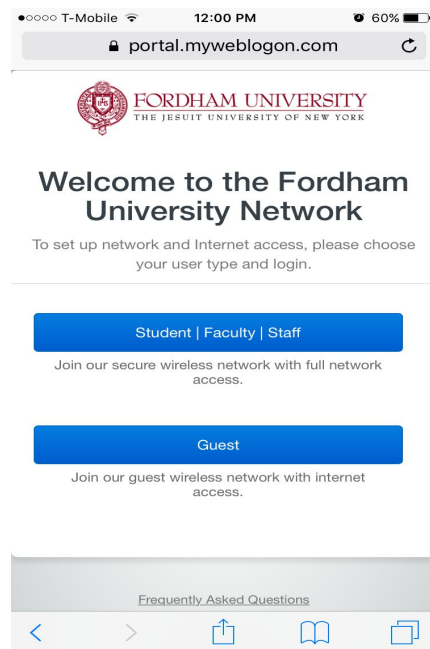


Step 4: Enjoy!

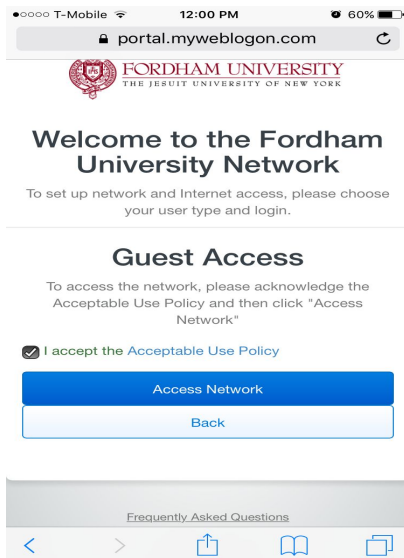
How to Connect to Connect-Fordham-WiFi for Guests: For Apple Devices



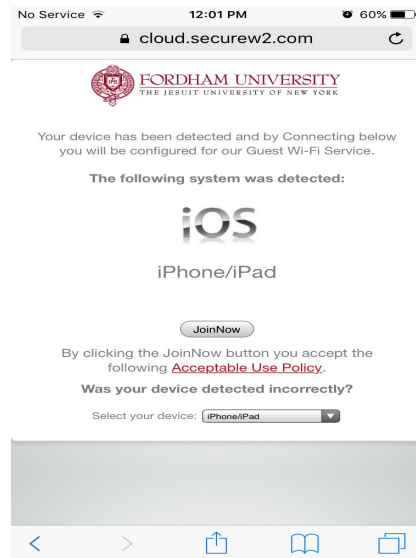
Step 1: Select “Connect-Fordham-Wifi”



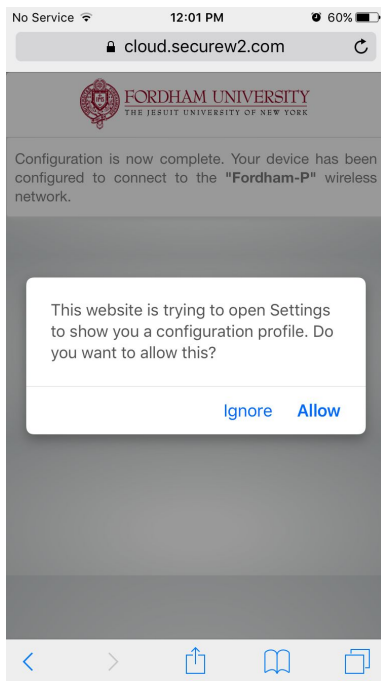
**Step 2: Open Web Browser.
Click on the option “Guest” and
continue on to the next step.**



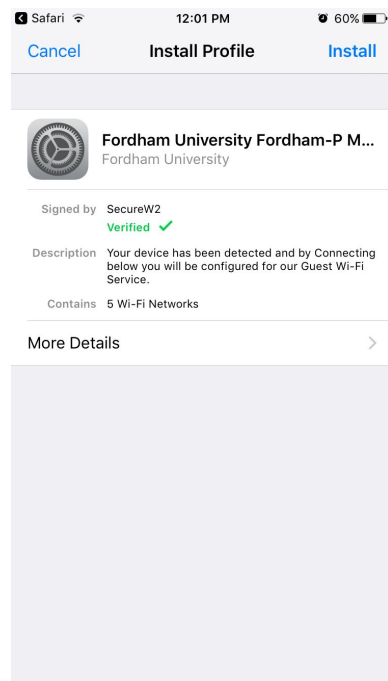
**Step 3. Click on the check box to accept
the Acceptable Use Policy and click
“Access Network”.**



**Step 4. You will be redirected to a page
containing your system information and
click “JoinNow”.**



Step 5: Click “allow” when the pop-up above comes on your screen to then install



Step 6: Click “Install” on the upper-right hand corner and once it is finished you will be connected to the internet.

Useful Information about the WiFi Networks

- Browsers require that Javascript be enabled.
 - The link to enable javascript on Safari is as follows: <https://goo.gl/hVRtRe>
- iOS devices require that you run through the process using the Safari browser (if you attempt to run it with another browser, you will get a message asking to open Safari)
- **Android devices** require download of a Google Play app
- **Windows Phone is not supported** and therefore cannot go through the onboarding process. These phones can connect to the appropriate network by directly connecting to Fordham-P (will require you to enter the password) or Fordham-S (it will ask to enter your AccessIT ID credentials)
- We recommend that you confirm your devices' readiness before accessing the network. Computers connecting wirelessly should have an antivirus installed; Bitdefender antivirus is available at no cost to all Fordham faculty, staff, and students.
 - The link for the Bitdefender antivirus is as follows: <https://goo.gl/CyynZ2>

If you have any complications please contact IT Customer Care:

<https://www.fordham.edu/it>

ITCC Walk-In Centers and Calling Hours

Rose Hill - McGinley 229

Monday - Friday: 8 a.m. - 8 p.m.

Lincoln Center - Lowenstein SL19A

Monday - Friday: 10 a.m. - 6 p.m.

Online Tech Help

Go to the Tech Help tab at My.Fordham.edu for tech support and to request services.

Phone Number for Students and Staff: 718-817-3999

Phone Number for Faculty Only: 718-817-1111

E-mail Address for Students and Staff: HelpIT@fordham.edu

E-mail Address for Faculty Only: facultyhotline@fordham.edu